


Quick Start



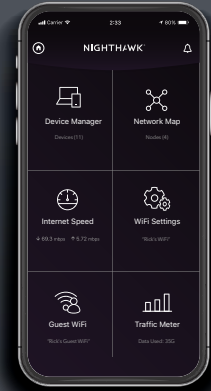
1 Download

On your mobile phone, download the Nighthawk app, available on Google Play and the Apple App Store.



2 Install

Open the Nighthawk app and follow the step-by-step instructions to set up your router and satellite.

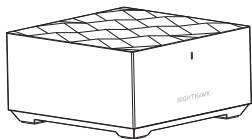


3 Explore

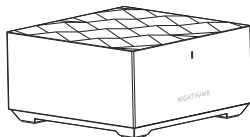
Check out everything you can do on the Nighthawk app! Run a speed test, pause the Internet, see all the connected devices, and more.

NIGHTHAWK

Contents



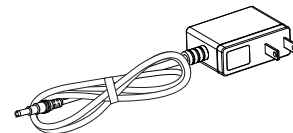
Router



Satellite



Ethernet Cable

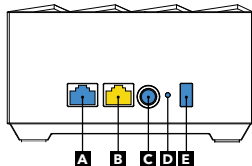


Power Adapter x 2
(varies by region)

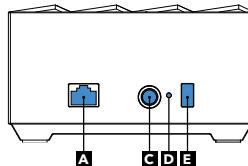
Overview



Router or Satellite



Router



Satellite

1 LED

A Ethernet Port

B Internet Port

C Power Connector

D Reset Button

E Sync Button

Support and Community

Visit netgear.com/support to get your questions answered and access the latest downloads.

You can also check out our NETGEAR Community for helpful advice at community.netgear.com.

Si ce produit est vendu au Canada, vous pouvez accéder à ce document en français canadien à <http://downloadcenter.netgear.com/other/>.

(If this product is sold in Canada, you can access this document in Canadian French at <http://downloadcenter.netgear.com/other/>.)

For regulatory compliance information including the EU Declaration of Conformity, visit <https://www.netgear.com/about/regulatory/>.

See the regulatory compliance document before connecting the power supply.

December 2019

NETGEAR®

NETGEAR, Inc.
350 East Plumeria Drive
San Jose, CA 95134, USA

© NETGEAR, Inc., NETGEAR and the NETGEAR Logo are trademarks of NETGEAR, Inc. Any non-NETGEAR trademarks are used for reference purposes only.

NETGEAR INTERNATIONAL LTD
Floor 1, Building 3,
University Technology Centre
Curraheen Road, Cork,
T12EF21, Ireland



201-26272-01