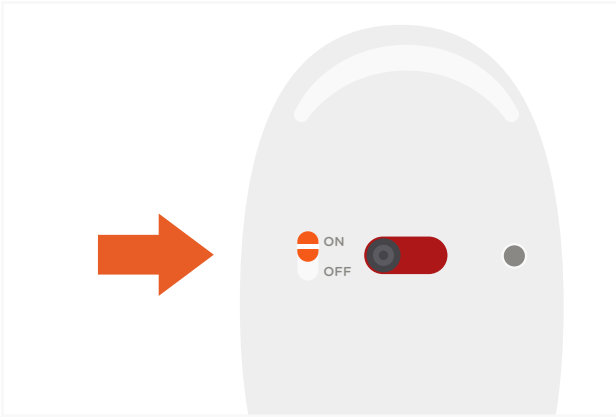


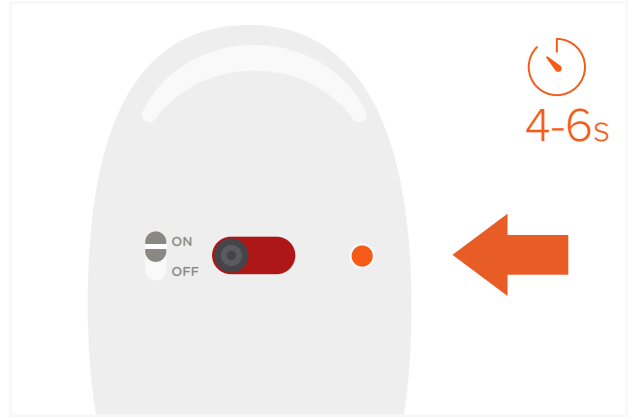
INSTRUCTIONAL GUIDE

M1 WIRELESS MOUSE


- 1** Turn on the M1 mouse using its backside power switch.




- 2** Put the mouse into pairing mode. Press and hold the Bluetooth button for 4-6 seconds. The button will flash blue.



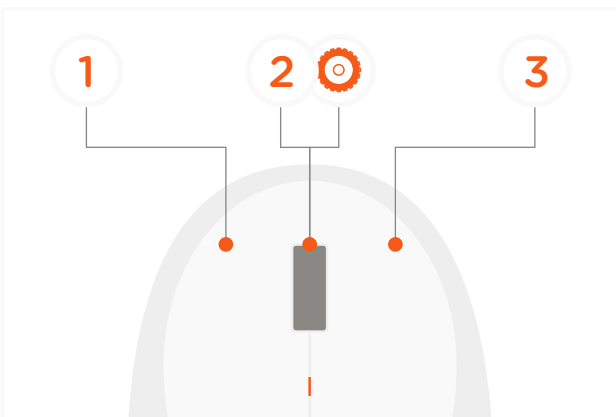
- 3** Turn on Bluetooth on your device and select "Satechi M1 Mouse" from the list.



- 4** Click "Connect" to finish the connection process.



- 5** The mouse is equipped with 3 buttons and a scroll wheel.



- 6** Recharge the mouse using the provided Type-C cable. Up to 45 days of use between charges.

