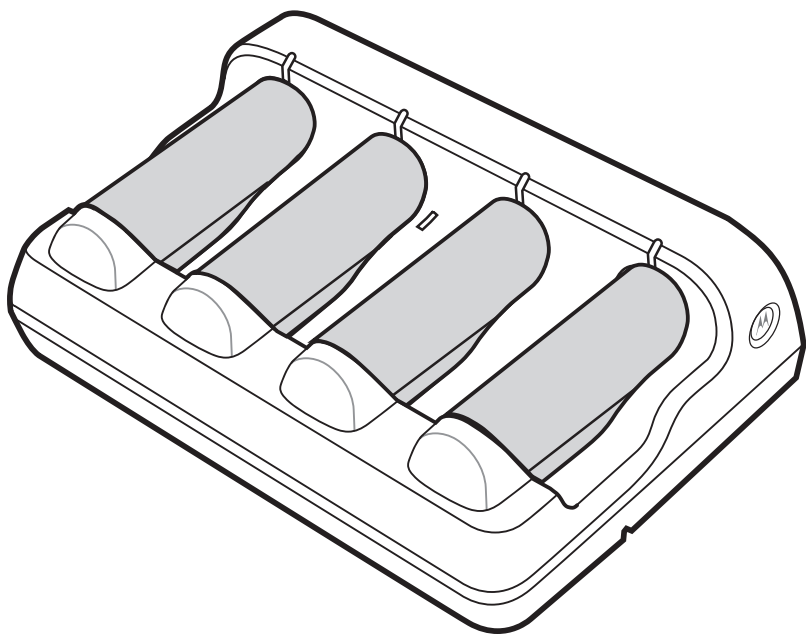




Symbol SAC2000-4000CR

Quick Reference Guide



© **Motorola, Inc. 2009.** All rights reserved.

No part of this publication may be reproduced or used in any form, or by any electrical or mechanical means, without permission in writing from Motorola. This includes electronic or mechanical means, such as photocopying, recording, or information storage and retrieval systems. The material in this manual is subject to change without notice.

The software is provided strictly on an “as is” basis. All software, including firmware, furnished to the user is on a licensed basis. Motorola grants to the user a non-transferable and non-exclusive license to use each software or firmware program delivered hereunder (licensed program). Except as noted below, such license may not be assigned, sublicensed, or otherwise transferred by the user without prior written consent of Motorola. No right to copy a licensed program in whole or in part is granted, except as permitted under copyright law. The user shall not modify, merge, or incorporate any form or portion of a licensed program with other program material, create a derivative work from a licensed program, or use a licensed program in a network without written permission from Motorola. The user agrees to maintain Motorola’s copyright notice on the licensed programs delivered hereunder, and to include the same on any authorized copies it makes, in whole or in part. The user agrees not to decompile, disassemble, decode, or reverse engineer any licensed program delivered to the user or any portion thereof.

Motorola reserves the right to make changes to any software or product to improve reliability, function, or design.

Motorola does not assume any product liability arising out of, or in connection with, the application or use of any product, circuit, or application described herein.

No license is granted, either expressly or by implication, estoppel, or otherwise under any Motorola intellectual property rights. An implied license only exists for equipment, circuits, and subsystems contained in Motorola products.

MOTOROLA and the Stylized M Logo and Symbol and the Symbol Logo are registered in the US Patent & Trademark Office. All other product or service names are the property of their respective owners.

Patents

This product is covered by one or more patents. For patent information go to:
<http://www.motorola.com/enterprisemobility/patents>.

Warranty

For the complete Motorola hardware product warranty statement, go to:
<http://www.motorola.com/enterprisemobility/warranty>.

Introduction

The Symbol SAC2000-4000CR four slot spare battery charger charges up to four single spare batteries. The cradle can sit on a desktop or be mounted on a wall. This document provides basic instructions for cradle set up and use.

For best performance, fully charge the scanner battery before using the scanner for the first time. To charge the scanner battery, insert the battery in the cradle. The battery begins charging when the LED indicator on the battery charger starts flashing green. A complete charge of a fully discharged battery can take up to four hours. Charge within the recommended temperature of 32° to 104° F (0° C to 40° C) nominal, 41° to 95° F (5° to 35° C) ideal.

Accessories

- Four screws (for wall mounting, if applicable, not available from Motorola).
- Power supply for desk/wall mounting configuration (p/n 50-14000-148R).

Save the shipping container for storing or shipping. Inspect all equipment for damage. If anything is damaged or missing, call an authorized Motorola Enterprise Mobility Solutions Support Center immediately.

Related Documentation

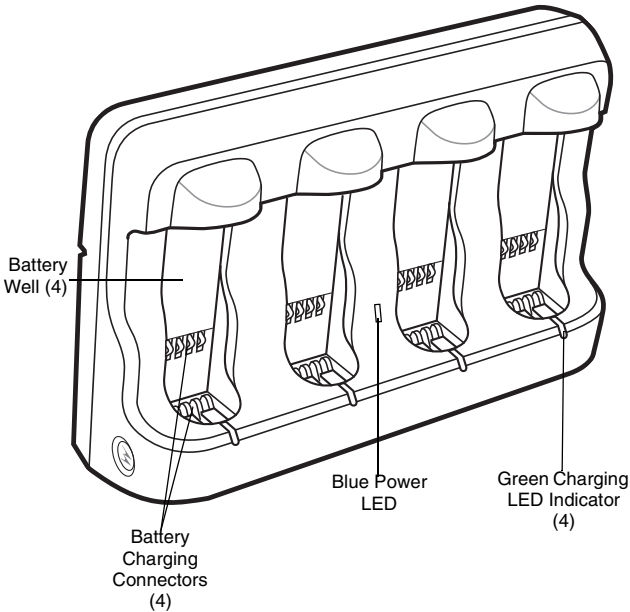
- *MT2070/MT2090 Quick Start Guide* - describes how to get the scanner up and running (p/n 72-117308-xx).
- *MT2070/MT2090 User Guide* - describes how to use the scanner (p/n 72E-117859-xx).
- *MT2070/MT2090 Integrator Guide* - describes how to set up the scanner and accessories (72E-117858-xx).
- *Enterprise Mobility Developer Kit (EMDK) Help File* - provides API information for writing applications.

Unpacking

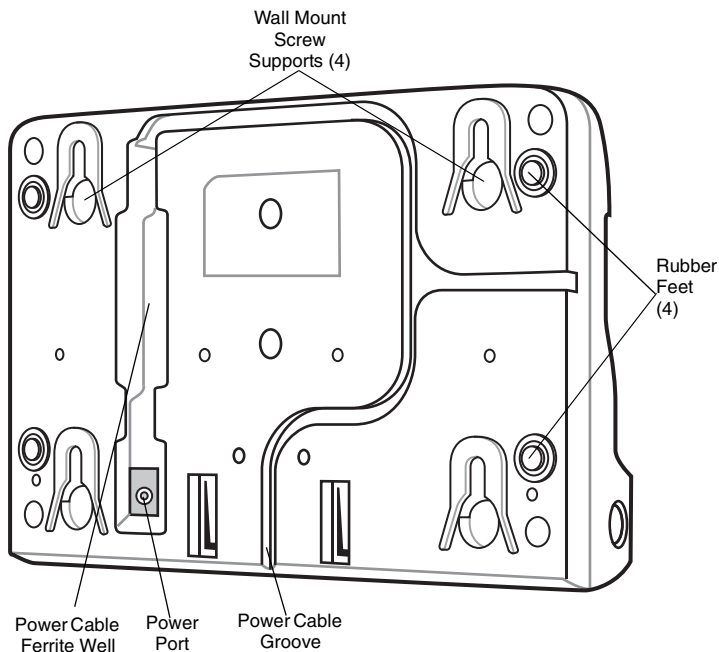
Carefully remove all protective material from around the equipment and inspect it for damage. If the equipment was damaged in transit, contact Motorola Enterprise Mobility Support. **KEEP THE PACKING.** It is the approved shipping container and should be used if the equipment ever needs to be returned for servicing.

Features

Front



Back



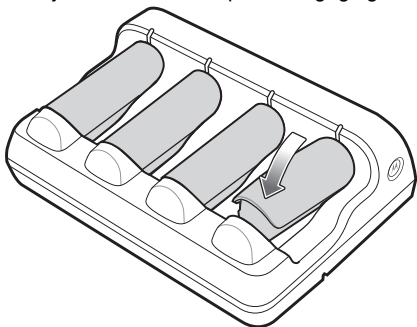
Mounting the Cradle

To mount the cradle on a vertical (wall) surface:

1. Connect the power cable to the power port and an AC power source.
2. Insert the power supply cable ferrite into the power cable ferrite well on the bottom of the cradle; run the power cable into the cable groove.
3. Use the template included in the *MT2070/MT2090 Integrator Guide* to determine the location of the screw holes.
4. Pre-drill holes to accommodate four screws.
5. Attach the cradle securely to the surface.
6. Insert up to four batteries to charge.

Inserting Batteries

To insert batteries in the cradle, align the connectors on the bottom of the battery with the battery charging connectors in the cradle. Push down on the top of the battery until it clicks into place, engaging the contacts in the cradle.



Charging Batteries

The battery begins charging when the green LED indicator flashes. A complete charge of a fully discharged battery can take up to four hours using external power.

LED Indicators

Power/Charging LED Sequences	
Flashing Green Battery LED	Flashes when battery charges.
Solid Green Battery LED	Battery is fully charged.
Solid Blue Cradle LED	Lights when power is applied; off when there is no power applied.
Fast Flashing Green Battery LED	Error condition; check with system administrator.

Removing Batteries

To remove batteries from the cradle, pull the battery out of the battery well from the top of the battery.

Troubleshooting

If the cradle does not work after following the previous procedures:

- Check the system power.
- Check for loose cable connections.
- Check that batteries are inserted properly in the cradle.



CAUTION Do not pour, spray, or spill any liquid on the cradle.

Maintenance

- Protect the cradle from temperature extremes.
- Do not store or use the cradle in any location that is extremely dusty, damp, or wet.
- Use a soft cloth to clean the cradle. If the surface of the cradle becomes soiled, clean it with a soft cloth moistened with a diluted window-cleaning solution.

Regulatory Information

This device is approved under the Symbol Technologies brand: Symbol Technologies, Inc., is the Enterprise Mobility business of Motorola, Inc. ("Motorola").

All Motorola/Symbol devices are designed to be compliant with rules and regulations in locations they are sold and will be labeled as required.

Local language translations are available at the following web site:

<http://www.motorola.com/enterprisemobility/manuals>.

Any changes or modifications to Motorola/Symbol Technologies equipment, not expressly approved by Motorola/Symbol Technologies, could void the user's authority to operate the equipment.

For use only with Motorola/Symbol approved and UL Listed mobile computers. Symbol approved and UL Listed accessories and/or Motorola/Symbol approved and UL Listed/Recognized battery packs.



CAUTION Only use Motorola/Symbol approved and UL Listed accessories, battery packs and battery chargers.

Do NOT attempt to charge damp/wet mobile computers or batteries. All components must be dry before connecting to an external power source.

Health and Safety Recommendations

Ergonomic Recommendations



CAUTION In order to avoid or minimize the potential risk of ergonomic injury follow the recommendations below. Consult with your local Health & Safety Manager to ensure that you are adhering to your company's safety programs to prevent employee injury.

- Reduce or eliminate repetitive motion
- Maintain a neutral postures
- Reduce or eliminate excessive force
- Keep objects that are used frequently within easy reach
- Perform tasks at correct heights
- Reduce or eliminate vibration
- Reduce or eliminate direct pressure
- Provide adjustable workstations
- Provide adequate clearance
- Provide a suitable working environment
- Improve work procedures
- Alternate hands whenever possible when performing a repetitive task.

Potentially Hazardous Atmospheres - Fixed Installations

You are reminded of the need to observe restrictions on the use of radio devices in fuel depots, chemical plants etc. and areas where the air contains chemicals or particles (such as grain, dust, or metal powders).

Power Supply

Use only a Motorola/Symbol approved power supply output rated at 12 Vdc and minimum 3.33 A. The power supply shall be Listed to UL/CSA 60950-1; and certified to IEC60950-1 and EN60950-1 with SELV outputs. Use of alternative power supply will invalidate any approval given to this device and may be dangerous.

Batteries

Charging

To charge the mobile device battery, the battery and charger temperatures must be between + 32 °F and + 104 °F (0 °C and + 40 °C).

Please follow the local regulations when disposing of re-chargeable batteries.

Taiwan - Recycling

EPA (Environmental Protection Administration) requires dry battery producing or importing firms in accordance with Article 15 of the Waste Disposal Act are required to indicate the recycling marks on the batteries used in sales, giveaway or promotion. Contact a qualified Taiwanese recycler for proper battery disposal.



「廢電池請回收」

Battery Information

Motorola/Symbol rechargeable battery packs are designed and constructed to the highest standards within the industry.

However, there are limitations to how long a battery can operate or be stored before needing replacement. Many factors affect the actual life cycle of a battery pack, such as heat, cold, harsh environmental conditions and severe drops.

When batteries are stored over six (6) months, some irreversible deterioration in overall battery quality may occur. Store batteries at half of full charge in a dry, cool place, removed from the equipment to prevent loss of capacity, rusting of metallic parts and electrolyte leakage. When storing batteries for one year or longer, the charge level should be verified at least once a year and charged to half of full charge.

Replace the battery when a significant loss of run time is detected.

Standard warranty period for all Symbol batteries is ninety (90) days, regardless if the battery was purchased separately or included as part of the scanner.



CAUTION Risk of explosion if battery is replaced by an incorrect type.

Dispose of batteries according to instructions.

Battery Safety Guidelines

- Use only genuine Motorola batteries.
- The area in which the units are charged should be clear of debris and combustible materials or chemicals. Particular care should be taken where the device is charged in a non commercial environment.
- Follow battery usage, storage, and charging guidelines found in the user's guide.
- Improper battery use may result in a fire, explosion, or other hazard.
- To charge the mobile device battery, the battery and charger temperatures must be between +32 °F and +104 °F (0 °C and +40 °C).
- Do not use incompatible batteries and chargers. Use of an incompatible battery or charger may present a risk of fire, explosion, leakage, or other hazard. If you have any questions about the compatibility of a battery or a charger, contact Motorola Enterprise Mobility support.
- For devices that utilize a USB port as a charging source, the device shall only be connected to products that bear the USB-IF logo or have completed the USB-IF compliance program.
- Do not disassemble or open, crush, bend or deform, puncture, or shred.

- Severe impact from dropping any battery-operated device on a hard surface could cause the battery to overheat.
- Do not short circuit a battery or allow metallic or conductive objects to contact the battery terminals.
- Do not modify or remanufacture, attempt to insert foreign objects into the battery, immerse or expose to water or other liquids, or expose to fire, explosion, or other hazard.
- Do not leave or store the equipment in or near areas that might get very hot, such as in a parked vehicle or near a radiator or other heat source. Do not place battery into a microwave oven or dryer.
- Battery usage by children should be supervised.
- Please follow local regulations to promptly dispose of used re-chargeable batteries.
- Do not dispose of batteries in fire.
- Seek medical advice immediately if a battery has been swallowed.
- In the event of a battery leak, do not allow the liquid to come in contact with the skin or eyes. If contact has been made, wash the affected area with large amounts of water and seek medical advice.
- If you suspect damage to your equipment or battery, contact Motorola Enterprise Mobility support to arrange for inspection.

Radio Frequency Interference Requirements-FCC



Note: This equipment has been tested and found to comply with the limits for a Class B digital device, pursuant to Part 15 of the FCC rules. These limits are designed to provide reasonable protection against harmful interference in a residential installation. This equipment generates, uses and can radiate radio

frequency energy and, if not installed and used in accordance with the instructions, may cause harmful interference to radio communications. However there is no guarantee that interference will not occur in a particular installation. If this equipment does cause harmful interference to radio or television reception, which can be determined by turning the equipment off and on, the user is encouraged to try to correct the interference by one or more of the following measures:

- Reorient or relocate the receiving antenna
- Increase the separation between the equipment and receiver
- Connect the equipment into an outlet on a circuit different from that to which the receiver is connected
- Consult the dealer or an experienced radio/TV technician for help.

Radio Frequency Interference Requirements - Canada

This Class B digital apparatus complies with Canadian ICES-003.

Cet appareil numérique de la classe B est conforme à la norme NMB-003 du Canada.

CE Marking and European Economic Area (EEA)

Statement of Compliance

Motorola/Symbol hereby, declares that this device is in compliance with the essential requirements and other relevant provisions of Directive 1999/5/EC. A Declaration of Conformity may be obtained from <http://www2.symbol.com/doc/>.

Japan (VCCI) - Voluntary Control Council for Interference

この装置は、情報処理装置等電波障害自主規制協議会（VCCI）の基準に基づくクラスB情報技術装置です。この装置は、家庭環境で使用することを目的としていますが、この装置がラジオやテレビジョン受信機に近接して使用されると、受信障害を引き起こすことがあります。取扱説明書に従って正しい取り扱いをして下さい。

This is a Class B product based on the standard of the Voluntary Control Council for Interference from Information Technology Equipment (VCCI). If this is used near a radio or television receiver in a domestic environment, it may cause radio interference. Install and use the equipment according to the instruction manual.



Waste Electrical and Electronic Equipment (WEEE)

English: For EU Customers: All products at the end of their life must be returned to Motorola for recycling. For information on how to return product, please go to: <http://www.motorola.com/recycle/weee/weee>.

Français : Clients de l'Union Européenne : Tous les produits en fin de cycle de vie doivent être retournés à Motorola pour recyclage. Pour de plus amples informations sur le retour de produits, consultez : <http://www.motorola.com/recycle/weee/weee>.

Español: Para clientes en la Unión Europea: todos los productos deberán entregarse a Motorola al final de su ciclo de vida para que sean reciclados. Si desea más información sobre cómo devolver un producto, visite: <http://www.motorola.com/recycle/weee>.

Deutsch: Für Kunden innerhalb der EU: Alle Produkte müssen am Ende ihrer Lebensdauer zum Recycling an Motorola zurückgesandt werden. Informationen zur Rücksendung von Produkten finden Sie unter <http://www.motorola.com/recycle/weee>.

Italiano: per i clienti dell'UE: tutti i prodotti che sono giunti al termine del rispettivo ciclo di vita devono essere restituiti a Motorola al fine di consentirne il riciclaggio. Per informazioni sulle modalità di restituzione, visitare il seguente sito Web: <http://www.motorola.com/recycle/weee>.

Português: Para clientes da UE: todos os produtos no fim de vida devem ser devolvidos à Motorola para reciclagem. Para obter informações sobre como devolver o produto, visite: <http://www.motorola.com/recycle/weee>.

Nederlands: Voor klanten in de EU: alle producten dienen aan het einde van hun levensduur naar Motorola te worden teruggezonden voor recycling. Raadpleeg <http://www.motorola.com/recycle/weee> voor meer informatie over het terugzenden van producten.

Polski: Klienci z obszaru Unii Europejskiej: Produkty wycofane z eksploatacji nale¿y zwrócić do firmy Motorola w celu ich utylizacji. Informacje na temat zwrotu produktów znajduj¹ siê na stronie internetowej <http://www.motorola.com/recycle/weee>.

eština: Pro zákaznky z EU: Všechny produkty je nutné po skončení jejich životnosti vrátit společnosti Motorola k recyklaci. Informace o způsobu vrácení produktu najdete na webové stránce: <http://www.motorola.com/recycle/weee>.

Eesti: EL klientidele: kõik tooted tuleb nende eluea lõppedes tagastada taaskasutamise eesmärgil Motorola'ile. Lisainformatsiooni saamiseks toote tagastamise kohta külastage palun aadressi: <http://www.motorola.com/recycle/weee>.

Magyar: Az EU-ban vásárlóknak: Minden tönkrement termékét a Motorola vállalathoz kell eljuttatni újrahaznosítás céljából. A termék visszajuttatásának módjával kapcsolatos tudnivalókért látogasson el a <http://www.motorola.com/recycle/weee> weboldalra.

Slovenski: Za kupce v EU: vsi izdelki se morajo po poteku življenjske dobe vrniti podjetju Motorola za reciklažo. Za informacije o vračilu izdelka obiščite: <http://www.motorola.com/recycle/weee>.

Svenska: För kunder inom EU: Alla produkter som uppnått sin livslängd måste returneras till Motorola för återvinning. Information om hur du returnerar produkten finns på <http://www.motorola.com/recycle/weee>.

Suomi: Asiakkaita Euroopan unionin alueella: Kaikki tuotteet on palautettava kierrätettäväksi Motorola-yhtiöön, kun tuotetta ei enää käytetä. Lisätietoja tuotteen palauttamisesta on osoitteessa <http://www.motorola.com/recycle/weee>.

Dansk: Til kunder i EU: Alle produkter skal returneres til Motorola til recirkulering, når de er udtjent. Læs oplysningerne om returnering af produkter på:

<http://www.motorola.com/recycle/weee>.

Ελληνικά: Για πελάτες στην Ε.Ε.: Όλα τα προϊόντα, στο τέλος της διάρκειας ζωής τους, πρέπει να επιστρέφονται στην Motorola για ανακύκλωση. Για περισσότερες πληροφορίες σχετικά με την επιστροφή ενός προϊόντος, επισκεφθείτε τη διεύθυνση

<http://www.motorola.com/recycle/weee> στο Διαδίκτυο.

Malti: Għal klijenti fl-UE: il-prodotti kollha li jkunu waslu fl-aħħar tal-ħajja ta' l-u u tagħhom, iridu jiġu rritornati għand Motorola għar-riciklaġġ. Għal aktar tagħrif dwar kif għandek tirritorna l-prodott, jekk jogħġbok ur: <http://www.motorola.com/recycle/weee>.

Slovenski: Za kupce v EU: vsi izdelki se morajo po poteku življenjske dobe vrniti podjetju Motorola za reciklažo. Za informacije o vračilu izdelka obiščite:

<http://www.motorola.com/recycle/weee>.

Slovenina: Pre zákazníkov z krajín EU: Všetky výrobky musia byť po uplynutí doby ich životnosti vrátené spoločnosti Motorola na recykláciu. Bližšie informácie o vrátení výrobkov nájdete na: <http://www.motorola.com/recycle/weee>.

Lietuvi: ES vartotojams: visi gaminiai, pasibaigus jė eksploatacijos laikui, turi būti grąžinti utilizuoti kompanijai „Motorola“. Daugiau informacijos, kaip grąžinti gaminį, rasite:

<http://www.motorola.com/recycle/weee>.

Latviešu: ES klientiem: visi produkti pēc to kalpošanas mēža beigām ir jānodod atpakaļ Motorola otrreizējai pārstrādei. Lai iegūtu informāciju par produktu nododšanu Motorola, lūdzam skatīt: <http://www.motorola.com/recycle/weee>.

Service Information

If you have a problem with your equipment, contact Motorola Enterprise Mobility Support for your region. Contact information is available at:

<http://www.motorola.com/enterprisemobility/customersupport>. If you purchased your Enterprise Mobility business product from a Motorola business partner, contact that business partner for support.

Before contacting, have the model number and serial number at hand. If your problem cannot be solved by Motorola Enterprise Mobility Support, you may need to return your equipment for servicing and will be given specific directions.

Motorola is not responsible for any damages incurred during shipment if the approved shipping container is not used. Shipping the units improperly can possibly void the warranty.

For the latest version of this guide go to:

<http://www.motorola.com/enterprisemobility/manuals>.



MOTOROLA

Motorola, Inc.
One Motorola Plaza
Holtsville, N.Y. 11742-1300, USA
+1.800.927.9626

<http://www.motorola.com/enterprisemobility>

MOTOROLA and the Stylized M Logo and Symbol and the Symbol Logo are registered in the US patent & Trademark Office. All other product or service names are the property of their respective owners.

© Motorola, Inc. 2009.



72-123963-01 - July 2009 - Revision B