

Printing Specification

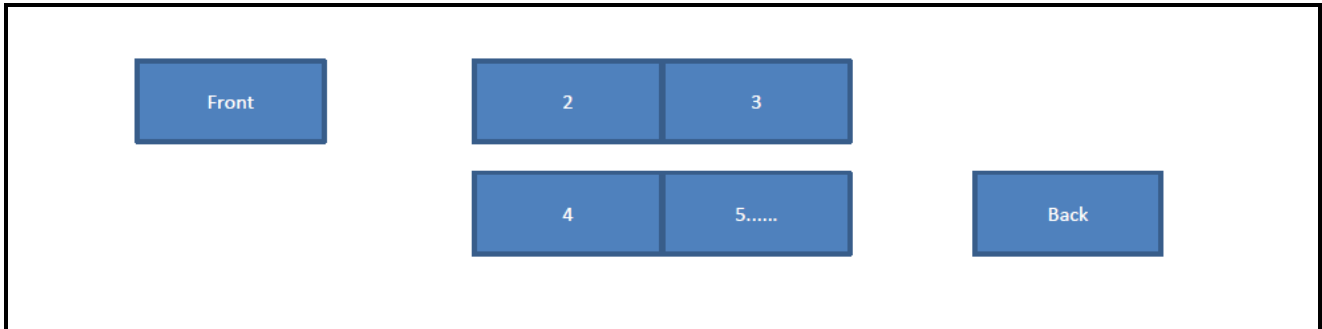
1. Model Description

Item Name	: 27MD5KL-BJ	Brand name	: LG	Part number	: MBM65499042
Suffix	: EU	Product	: MNT	(Revision number)	: (REV01)

2. Printing Specification

1. Trim size (Format) (W X H)	: 210 mm x 148 mm (A5)		
2. Printing colors			
• Cover	: 1 Color (Black)	• Inside	: 1 Color (Black)
3. Stock (Paper)			
• Cover	: Uncoated, wood-free paper 60 g/ m ²	• Inside	: Uncoated, wood-free paper 60 g/ m ²
4. Bindery	: Saddle stitching	5. Number of pages	: 12
6. Language	: ENG,FRE,GER,SPA,ITA,DUT,SWE,FIN,POR,TUR,RUS (11)		

3. Pagination sheet



4. Origin Notification

<p>www.lg.com</p> <p>P/No : MFL69707613 (1708-REV03)</p> <p>Printed in Korea</p> <p>Copyright © 2017 LG Electronics Inc. All Rights Reserved.</p>	<p>[Country Name]</p> <p>LGERS/ LGEMX: Mexico</p> <p>LGEKR: Korea</p> <p>LGEMA/LGEWR: Poland</p> <p>LGEND/LGESY: China</p> <p>Others: Each Country name.</p>
<p>Changes the Country name. Printed in [Country Name]</p>	
<p>N</p> <p>O</p> <p>T</p> <p>E</p>	<p>[Restriction of Hazardous Substances]</p> <p>Hazardous substances on this product should be satisfied by substance regulation of Level A-I, A-II, SVHC according to LG(52)B-5011 standard. Especially, Part should be followed and controlled the following specification.</p> <p>(1)Hazardous substances test report should be submitted when part certification test and first mass production.</p> <p>(2)Especially, Don't use or contain lead (Pb) and cadmium (Cd) in ink.</p> <p>INK REQUIREMENT FOR EU</p> <p>(1) The amount of MOAH/MOSH must be less than 0.1% of the weight of the INK used.</p> <p>*MOAH(Mineral Oil Aromatic Hydrocarbons) : Consisting of 1 to 7 aromatic cycles</p> <p>*MOSH(Mineral Oil Saturated Hydrocarbons) : Consisting of 16 to 35 carbon atoms</p> <p>(2) From 01 January 2025 : Ban on the use of MOAH in INK up to a limit of one part per million(1ppm) for compounds of 3 to 7 aromatic cycles</p>

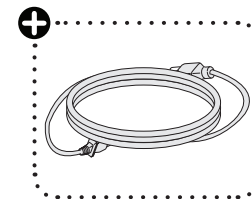
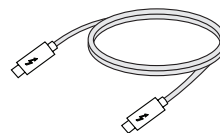
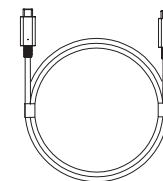
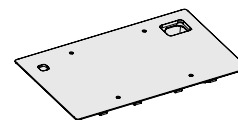

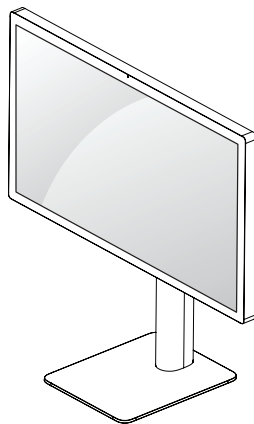
5. Changes

REV07				
REV06				
REV05				
REV04				
REV03				
REV02				
REV01	12/22/2022	Gwoon Lee	EKMMC00299	Add the new model. (R22C000086)
REV00	01/08/2019	Jiwon.Bang	-	Checked : Yuri. Hong
				Approved : Jongok. Kim
Rev. Number	MM/DD/YYYY	Signature	ECO Number	Change Contents



LG UltraFine™ Display_{5K}

27MD5KL 27MD5KLP



⊕ Depending on country / Selon les pays / Abhängig vom Land / En función del país / A seconda del Paese /
Afhankelijk van het land / Beroende på land / Maan mukaan / Dependendo do país / Ülkeye bağlı /
В зависимости от страны



* M B M 6 5 4 9 9 0 4 2 *

(2212-REV01)



www.lg.com



www.lg.com

- | | |
|-------------------|--|
| English | You can download manuals from the LGE website. |
| Français | Vous pouvez télécharger les manuels sur le site Web de LGE. |
| Deutsch | Sie können die Handbücher von der LGE Website herunterladen. |
| Español | Puede descargar los manuales en el sitio web de LGE. |
| Italiano | È possibile scaricare i manuali dal sito Web di LGE. |
| Nederlands | U kunt via de website van LGE handleidingen downloaden. |
| Svenska | Du kan ladda ner manualer från LG:s hemsida. |
| Suomi | Voit ladata käyttöoppaat LGE:n verkkosivuilta. |
| Português | Pode fazer o download de manuais no site da LGE. |
| Türkçe | Bu ürünün web kılavuzlarını LGE web sitesinden indirebilirsiniz. |
| Русский | Руководства можно загрузить с веб-сайта LGE. |

**English**

Using the supplied components is recommended for optimal performance.

Français

Il est recommandé d'utiliser les composants fournis pour obtenir un rendement optimal.

Deutsch

Für das Erzielen einer optimalen Leistung empfehlen wir, die mitgelieferten Komponenten zu verwenden.

Español

Se recomienda utilizar los componentes suministrados para conseguir un rendimiento óptimo.

Italiano

Per ottenere prestazioni ottimali si consiglia di utilizzare i componenti forniti.

Nederlands

Het wordt aanbevolen de meegeleverde onderdelen te gebruiken voor optimale prestaties.

Svenska

Använd de medföljande komponenterna för optimal prestanda.

Suomi

Optimaalisen suorituskyvyn takaamiseksi suosittelomme mukana toimitettujen komponenttien käyttämistä.

Português

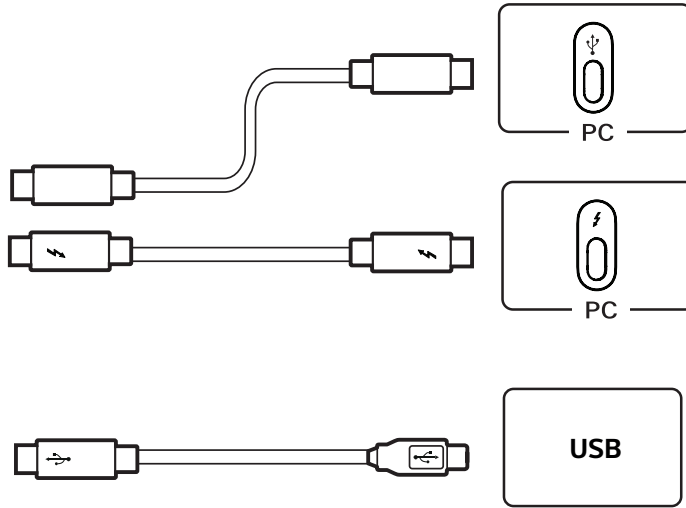
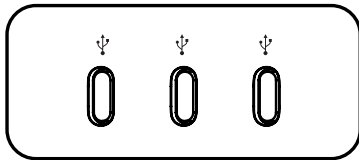
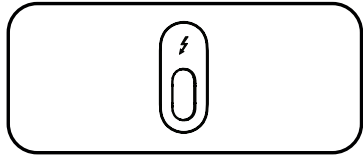
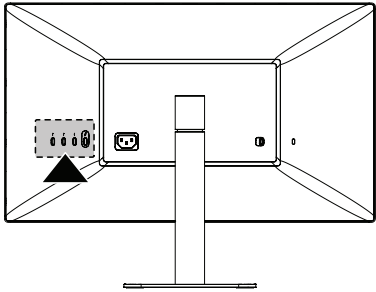
Recomenda-se a utilização dos componentes fornecidos para obter um desempenho melhor.

Türkçe

Optimum performans için verilen bileşenlerin kullanılması önerilir.

Русский

Для оптимальной работы рекомендуется использовать компоненты, входящие в комплект поставки.



**English**

- Make sure to use the supplied cable. Otherwise, this may cause the device to malfunction.
- The downstream device cables not included.

Français

- Assurez-vous d'utiliser le câble fourni avec le produit. Le non-respect de cette consigne peut entraîner un dysfonctionnement du périphérique.
- Les câbles de connexion descendants vers l'appareil ne sont pas inclus.

Deutsch

- Stellen Sie sicher, dass Sie das mitgelieferte Kabel verwenden. Andernfalls kann es zu Fehlfunktionen kommen.
- Die Downstream-Kabel für das Gerät sind nicht im Lieferumfang enthalten.

Español

- Asegúrese de utilizar el cable suministrado con el producto. De lo contrario, puede provocar que el dispositivo no funcione correctamente.
- Cables de corriente del dispositivo no incluidos.

Italiano

- Accertarsi di utilizzare il cavo del prodotto in dotazione. In caso contrario, potrebbe verificarsi un malfunzionamento del dispositivo.
- I cavi del dispositivo di trasmissione dello streaming non sono inclusi.

Nederlands

- Zorg ervoor dat u de meegeleverde kabel van het product gebruikt. Er kan anders storing ontstaan.
- De downstream apparaatkabels zijn niet meegeleverd.

Svenska

- Se till att använda kabeln som levererades med produkten. Annars kan det hända att enheten inte fungerar som den ska.
- Nedströmsenhetens kablar ingår ej.

**Suomi**

- Muista käyttää laitteen mukana toimitettua kaapelia. Muutoin laite voi vahingoittua.
- Laitteen mukana ei toimiteta latauskaapeleita.

Português

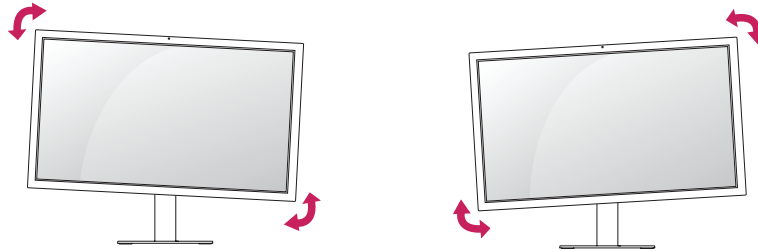
- Certifique-se de que utiliza o cabo fornecido com o produto. Caso contrário, poderá causar avarias no dispositivo.
- Cabos do dispositivo a jusante não incluídos.

Türkçe

- Ürünle birlikte verilen kablosunu kullandığınızdan emin olun. Aksi halde, bu durum cihazın arızalanmasına neden olabilir.
- Aşağı akış aygıt kabloları dahil değildir.

Русский

- Используйте кабели входящие в комплект поставки. В противном случае это может привести к сбою в работе устройства.
- Кабели для передачи данных на устройство не входят в комплект поставки.

**English**

- The left or right side of the monitor head can adjust the horizontal level of the monitor head.

Français

- La tête du moniteur peut être ajustée à l'horizontal en bougeant le côté gauche ou droit de la tête.

Deutsch

- Der Bildschirm kann oben nach links oder rechts geneigt werden, um eine waagerechte Ausrichtung zu gewährleisten.

Español

- El lado derecho o izquierdo del cabezal del monitor se puede ajustar para nivelarlo horizontalmente.

Italiano

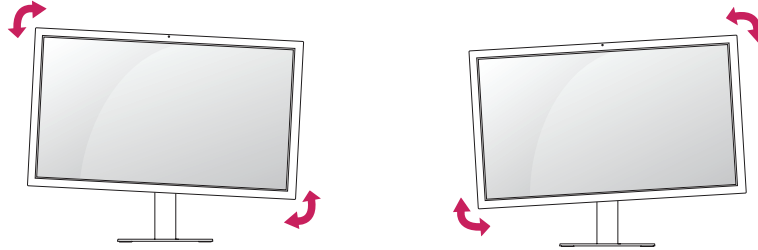
- L'inclinazione orizzontale del monitor è regolabile ruotandolo verso sinistra o verso destra.

Nederlands

- Via de linker- of rechterzijde van de monitor kan de horizontale hoek van de monitor worden aangepast.

Svenska

- Använd vänster och höger sida av bildskärmens övre del för att justera bildskärmens horisontalläge.

**Suomi**

- Näytön vaakasuuntaista tasoa voi säätää kääntämällä näyttöä vasemmasta tai oikeasta reunasta.

Português

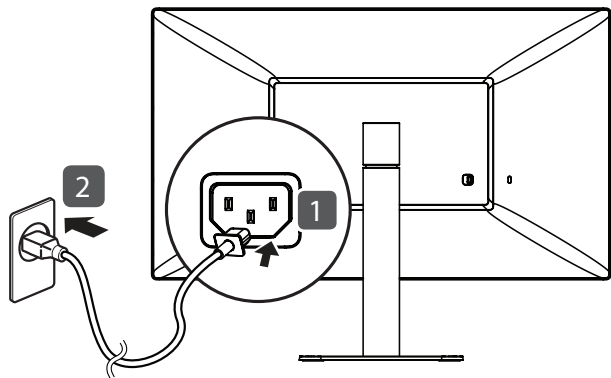
- Utilize o lado esquerdo e o lado direito da parte superior do monitor para ajustar o monitor horizontalmente.


Türkçe

- Monitör kafasının sol veya sağ tarafından monitör kafasının yatay seviyesi ayarlanabilir.

Русский


- Для регулировки монитора по горизонтали слегка наклоните вверх или вниз левую и правую стороны панели монитора.






LG Screen Manager


English

- Please check for any software updates for optimal performance.
- LG Screen Manager is an application that provides monitor software update feature.
- You can download and install the latest version from the Apple App Store. - [LG Screen Manager] 


Français


- Veuillez télécharger toute mise à jour du logiciel pour obtenir un rendement optimal.
- LG Screen Manager est une application offrant les fonctions de surveillance des mises à jour logicielles.
- Vous pouvez télécharger et installer la plus récente version à partir de l'Apple Store. - [LG Screen Manager] 

Deutsch

- Überprüfen Sie, ob Softwareupdates vorhanden sind, um optimale Leistungsergebnisse zu erzielen.
- Die Anwendung LG Screen Manager verfügt über eine Updatefunktion der Monitor-Software.
- Sie können die neueste Version aus dem Apple App-Store herunterladen und installieren. - [LG Screen Manager] 

Español

- Compruebe si hay actualizaciones de software para conseguir un rendimiento óptimo.
- LG Screen Manager es una aplicación que proporciona la función de actualización de software del monitor.
- Puede descargar e instalar la versión más reciente desde App Store de Apple. - [LG Screen Manager] 



LG Screen Manager

Italiano

- Per ottenere prestazioni ottimali verificare la presenza di aggiornamenti software.
- LG Screen Manager è un'applicazione che fornisce funzionalità di aggiornamento del software del monitor.
- È possibile scaricare e installare la versione più recente dall'App Store di Apple. - [LG Screen Manager]

Nederlands

- Controleer op software-updates voor optimale prestaties.
- LG Screen Manager is een toepassing die updatefuncties voor monitorsoftware bevat.
- U kunt de nieuwste versie vanaf de Apple App Store downloaden en installeren. - [LG Screen Manager]

Svenska

- Sök efter programvaruuppdateringar för att optimera prestanda.
- LG Screen Manager är ett program som uppdaterar programvaran för bildskärmens funktioner.
- Du kan ladda ned och installera den senaste versionen från Apples App Store. - [LG Screen Manager]


Suomi

- Tarkistamalla ohjelmistopäivitykset voit ylläpitää optimaalista suorituskykyä. L
- G Screen Manager on sovellus, joka sisältää näytön ohjelmistopäivitysominaisuudet.
- Voit ladata ja asentaa uusimman version Applen App Storesta. - [LG Screen Manager]




LG Screen Manager

Português

- Verifique se há atualizações de software para obter um desempenho melhor.
- O LG Screen Manager é uma aplicação que oferece funções de atualização de software do monitor.
- Pode transferir e instalar a versão mais recente a partir da Apple App Store. - [LG Screen Manager] 

Türkçe

- Optimum performans için lütfen herhangi bir yazılım güncellemesi olup olmadığını kontrol edin.
- LG Screen Manager, monitör yazılımı güncelleme özelliği sunan bir uygulamadır.
- En güncel sürümü Apple App Store üzerinden indirip yükleyebilirsiniz. - [LG Screen Manager] 

Русский

- Проверьте наличие обновлений ПО для оптимальной функциональности.
- LG Screen Manager — это приложение для обновления ПО монитора.
- Последнюю версию можно загрузить и установить из магазина Apple App Store. - [LG Screen Manager] 