



RAZER KRAKEN KITTY EDITION

MASTER GUIDE

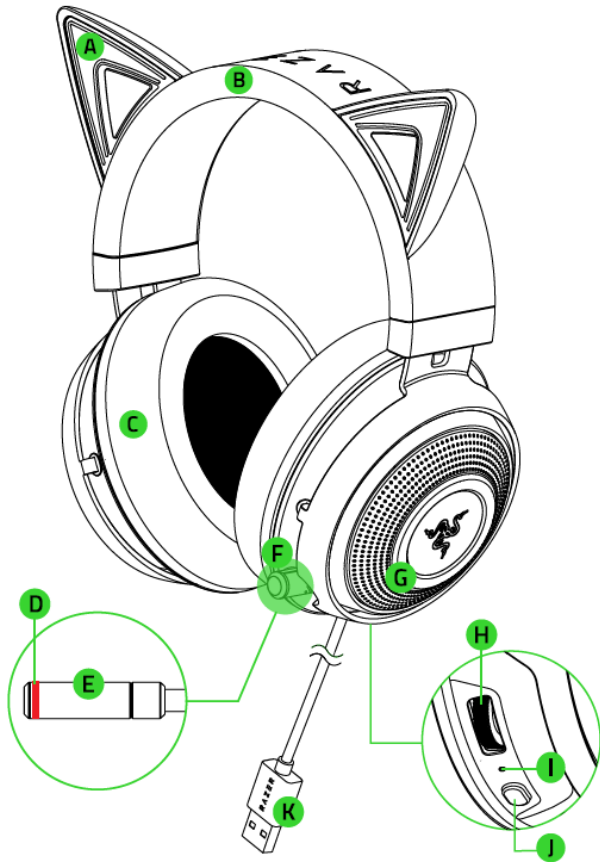
Whether you're looking to stream, make photo ops pop or just be immersed in your favorite movie or game with killer audio, the **Razer Kraken Kitty Edition** allows you to fully express your own unique personality, passion and style in the most colorful way imaginable.

CONTENTS

1. WHAT'S INSIDE	3
2. WHAT'S NEEDED	4
3. LET'S GET YOU COVERED	5
4. GETTING STARTED	6
5. PERSONALIZE YOUR HEADSET	9
6. SAFETY AND MAINTENANCE	11
7. LEGALESE.....	12

1. WHAT'S INSIDE

RAZER KRAKEN KITTY EDITION GAMING HEADSET



- A. Backlit kitty ears
- B. Adjustable padded headband
- C. Cooling gel-infused ear cushions
- D. Mic mute indicator
- E. Mic mute button
- F. Retractable mic
- G. Backlit Razer logo
- H. THX Spatial Audio button
- I. THX Spatial Audio indicator
- J. Volume wheel
- K. USB connector

2. WHAT'S NEEDED

PRODUCT REQUIREMENTS

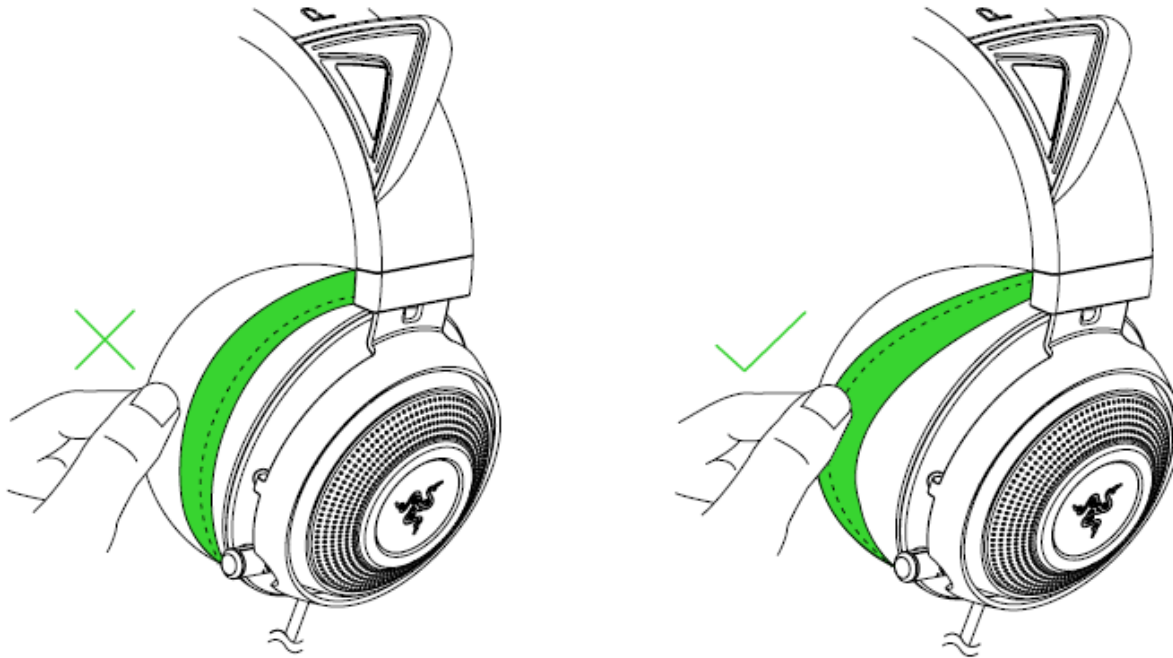
- PC with a free USB port

RAZER SYNAPSE REQUIREMENTS

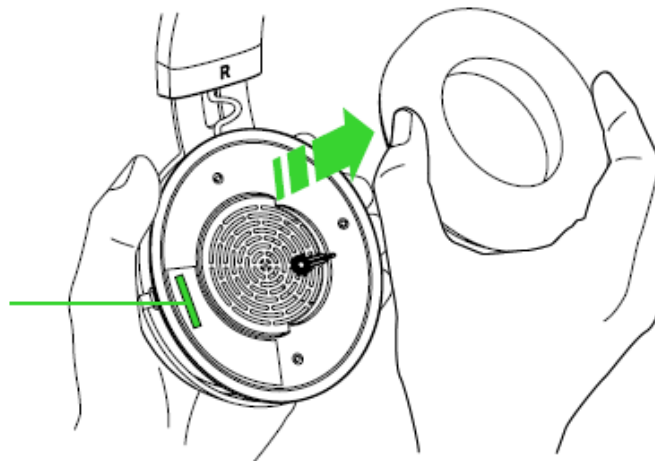
- Windows® 7 64-bit (or higher)
- Internet connection
- 100 MB of free hard disk space

3. LET'S GET YOU COVERED

You've got a great device in your hands complete with a 2-year limited warranty coverage. Now maximize its potential and score exclusive Razer benefits by registering at razerid.razer.com



Your product's serial number can be found underneath the ear cushion, as shown here.



4. TECHNICAL SPECIFICATIONS

HEADPHONES

- Frequency response: 20 Hz – 20 kHz
- Impedance: 32 Ω @ 1 kHz
- Sensitivity (@1 kHz): 109 dB
- Drivers: 50 mm, with Neodymium magnets
- Inner ear cup diameter: 65 x 44 mm
- Connection type: USB Digital
- Cable length: 1.3 m / 4.27 ft.
- Approx. weight: 275 g / 0.60 lbs
- Oval ear cushions: Designed for full-ear coverage with cooling gel, for sound isolation and comfort

MICROPHONE

- Frequency response: 100 Hz – 10 kHz
- Signal-to-noise ratio: > 60 dB
- Sensitivity (@1 kHz): -45 ± 3 dB
- Pick-up pattern: Unidirectional ECM boom
- Mute Function: Click-to-mute

ON-EARCUP CONTROLS

- Volume up and down
- THX Spatial on/off toggle

AUDIO USAGE

- Audio Usage: Devices with USB Connector
- Audio + Microphone Usage: Devices with USB Connector

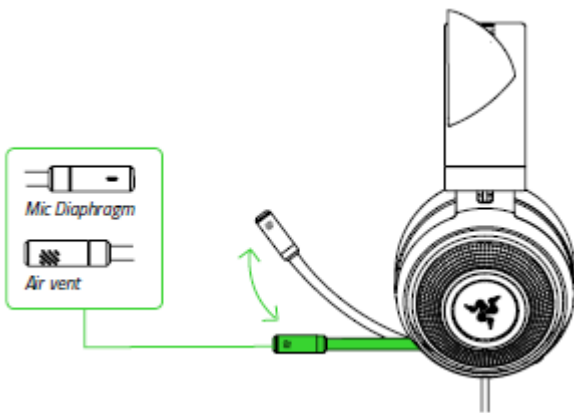
5. GETTING STARTED

THE MIC

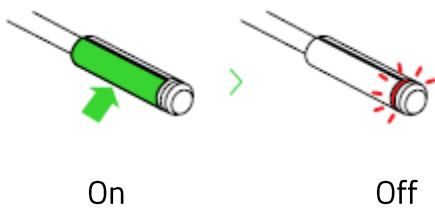
Pull the tip of the mic until it is fully extended.



Bend the mic until it's a few millimeters away from your mouth. Make sure the mic diaphragm is in front of your mouth and the air vent is on the opposite side.

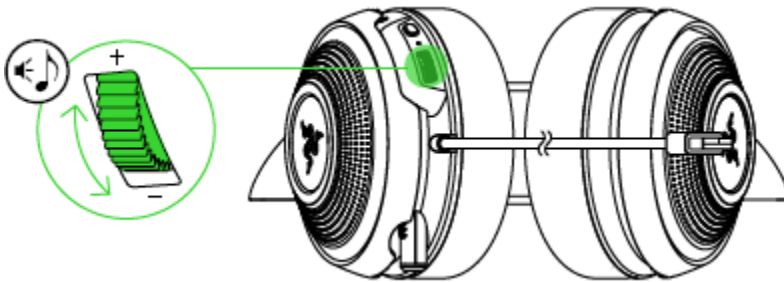


Press the mic mute button to turn the mic on or off.



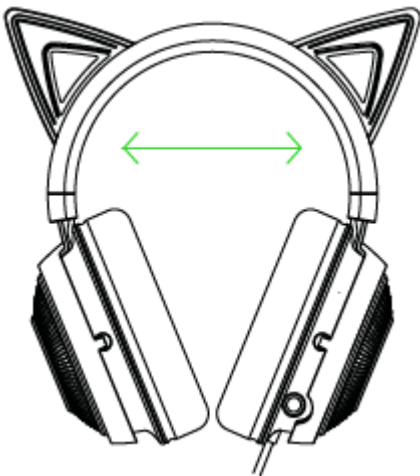
THE VOLUME WHEEL

Rotate the volume wheel as shown to increase or decrease the volume.






GET COMFY

It's recommended to gently stretch the headset before placing it over your head to minimize headband stress however, don't stretch the headset beyond its limits.



6. PERSONALIZE YOUR HEADSET

Change your headset's lighting to match your style using the Razer Synapse! Choose any of the presets below or customize your own using the app.

		DESCRIPTION	HOW TO SET UP
	Breathing	The lighting fades in and out of the selected color(s)	Select up to 2 colors
	Spectrum cycling	The LEDs will cycle through all 16.8 million colors	(Default) No configuration needed
	Static	The LEDs will remain lit in the selected color	Select any single-color lighting

Note: Install Razer Synapse when prompted or download the installer from razer.com/synapse.

COSPLAY MODE

Use your custom headset lighting wherever you go by following these few simple steps:

1. Plug your Razer Kraken Kitty Edition into your PC.
2. Choose a preset lighting effect using Razer Synapse.
3. Unplug your headset from the USB port.
4. Press and hold the THX Spatial Audio button.
5. Plug your headset into a portable charger.
6. Release the THX Spatial Audio button.

 Should your headset lose power, repeat steps 3-6 to re-enable this mode.

THX SPATIAL AUDIO

Unleash the full potential of your Razer Kraken Kitty Edition by enabling 360° positional audio for a natural and lifelike experience through Razer Synapse.

LIVE STREAMING INTEGRATION

Temporarily change the lighting effects of your headset when certain events occur such as new subscriber notifications, chat messages, donations, and much more.

Find out more about your swanky new headset at support.razer.com.

7. SAFETY AND MAINTENANCE

SAFETY GUIDELINES

In order to achieve maximum safety while using your Razer Kraken Kitty Edition, we suggest that you adopt the following guidelines:

Should you have trouble operating the device properly and troubleshooting does not work, unplug the device and contact the Razer hotline or go to **support.razer.com** for assistance.

Do not take apart the device (doing so will void your warranty) and do not attempt to operate it under abnormal current loads.

Keep the device away from liquid, humidity or moisture. Operate the device only within the specific temperature range of 0°C (32°F) to 40°C (104°F). Should the temperature exceed this range, unplug and/or switch off the device in order to let the temperature stabilize to an optimal level.

The device isolates external ambient sounds even at low volumes, resulting in lowered awareness of your external surroundings. Please remove the device when engaging in any activity that requires active awareness of your surroundings.

Listening to excessively loud volume over an extended period of time can damage your hearing. Furthermore, legislation of certain countries permits only a maximum sound level of 86dB for 8 hours a day. We therefore recommend that you reduce the volume to a comfortable level when listening for prolonged periods of time. Please, take good care of your hearing.

MAINTENANCE AND USE

The Razer Kraken Kitty Edition requires minimum maintenance to keep it in optimum condition. Once a month we recommend you unplug the device and clean it using a soft cloth or cotton swab to prevent dirt buildup. Do not use soap or harsh cleaning agents.

8. LEGALESE

COPYRIGHT AND INTELLECTUAL PROPERTY INFORMATION

©2019 Razer Inc. All rights reserved. Razer, the triple-headed snake logo, Razer logo, “For Gamers. By Gamers.”, and “Powered by Razer Chroma” logo are trademarks or registered trademarks of Razer Inc. and/or affiliated companies in the United States or other countries. All other trademarks and trade names are the property of their respective owners and other company and product names mentioned herein may be trademarks of their respective companies.

Windows and the Windows logo are trademarks of the Microsoft group of companies.

Razer Inc. (“Razer”) may have copyright, trademarks, trade secrets, patents, patent applications, or other intellectual property rights (whether registered or unregistered) concerning the product in this guide. Furnishing of this guide does not give you a license to any such copyright, trademark, patent or other intellectual property right. The Razer Kraken Kitty Edition (the “Product”) may differ from pictures whether on packaging or otherwise. Razer assumes no responsibility for such differences or for any errors that may appear. Information contained herein is subject to change without notice.

LIMITED PRODUCT WARRANTY

For the latest and current terms of the Limited Product Warranty, please visit: [razer.com/warranty](https://www.razer.com/warranty)

LIMITATION OF LIABILITY

Razer shall in no event be liable for any lost profits, loss of information or data, special, incidental, indirect, punitive or consequential or incidental damages, arising in any way out of distribution of, sale of, resale of, use of, or inability to use the Product. In no event shall Razer’s liability exceed the retail purchase price of the Product.

GENERAL

These terms shall be governed by and construed under the laws of the jurisdiction in which the Product was purchased. If any term herein is held to be invalid or unenforceable, then such term (in so far as it is invalid or unenforceable) shall be given no effect and deemed to be excluded without invalidating any of the remaining terms. Razer reserves the right to amend any term at any time without notice.