Skullcandy

USER GUIDE

Push Active Series

Push Active

Skullcandy.com/support/PushActive

Auto Pair Mode

Pairing Mode
Mode Couplage
Modo De Vinculación
Modalità Di Accoppiamento
Modo Emparelhamento
Koppelmodus
Paarmodus
Pardannelsesvstilstand
Laitoparin Muodostustila
Sammenkoblingsmodus
Parningsläge
Режим Сопряжения
配对模式
ペアリングモード
페어링 모드
وضع الإقران

Auto Power - On

Power - On
On
Encendido
Accensione
Ligar
Ein
Aan-
Tænd
Virta Päälle
Strøm Av
Ström Av
Включить
开机
電源 - On
전원 커기
تشغيل

Auto Power - Off

Power - Off
Off
Apagado
Spegnimento
Desligar
Aus
Uitzetting
Sluk For Strom
Pois
På
På
выключить Питание
关机
電源 - Off
끄기
إطفاء

Charge Earbuds

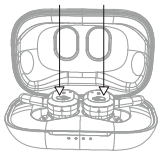

Charge Earbuds
Recharger Les Écouteurs
Auriﬂ ontos De Carga
Carica Gli Auricolari
Carregar Auriculares
Kopfhörer Aufladen
Opladen Oordoppen
Oplad Høretelefoner
Latau Nappikuulokkeet
Lade Øreplugger
Ladda Öronsnäckor
Наушники С Аккумулятором
为耳机充电
イヤホン充電
이어버드를 충전하세요
شحن سماعات الأذن

Charge Case

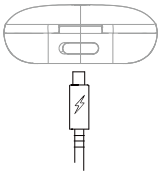

Charge Case
Recharger L'étui
Estuche De Carga
Carica La Custodia
Estojo De Carregamento
Hülle Aufladen
Opladetui
Opladeretui
Latau Kotelo
Ladingsæske
Laddningsfodral
Чехол-аккумулятор
充电盒
充電ケース
케이스를 충전하세요
شحن علبة

Pairing Mode

Left Side or Right Side
"On Mode

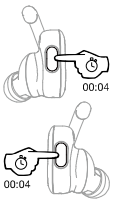

Pairing Mode
Mode Couplage
Modo De Vinculación
Modalità Di Accoppiamento
Modo Emparelhamento
Koppelmodus
Paarmodus
Pardannelsesvstilstand
Laitoparin Muodostustila
Sammenkoblingsmodus
Parningsläge
Режим Сопряжения
配对模式
ペアリングモード
페어링 모드
وضع الإقران

Pairing Mode

Left Side or Right Side
"Off Mode

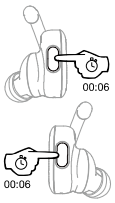

Pairing Mode
Mode Couplage
Modo De Vinculación
Modalità Di Accoppiamento
Modo Emparelhamento
Koppelmodus
Paarmodus
Pardannelsesvstilstand
Laitoparin Muodostustila
Sammenkoblingsmodus
Parningsläge
Режим Сопряжения
配对模式
ペアリングモード
페어링 모드
وضع الإقران

Pair New Device

"Push Active"

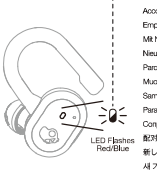

Pair New Device
Coupler Nouvel Appareil
Vincular Nuevo Dispositivo
Accoppia Nuovo Dispositivo
Emparelhar Novo Dispositivo
Mit Neuem Gerät Koppeln
Nieuw Apparaat Paren
Pardan Ny Enhed
Muodosta Uusi Laitopari
Sammenkobla Ny Enhet
Para Ny Enhet
Сопряжение Нового Устройства
配对新设备
新しいデバイスをペアリング
새 기기 짝맞추기
إقران جهاز جديد

Power - On

Left Side and Right Side

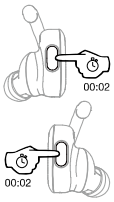

Power- On
On/off
Encendido
Accensione
Ligar
Ein
Aan-
Tænd
Virta Päälle
Strøm Av
Ström Av
Включить
开机
電源 - On
전원 커기
تشغيل

Power - Off

Left Side and Right Side

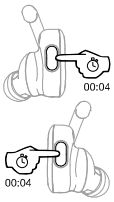

Power- Off
Off
Apagado
Spegnimento
Desligar
Aus
Uitzetting
Sluk For Strom
Pois
På
På
выключить Питание
关机
電源 - Off
끄기
إطفاء

Play/Pause

Left Side or Right Side

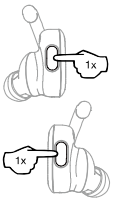

Play/pause
Lecture/pause
Reproducir/pausar
Riproduci/pausa
Reproduzir/colocar Em Pausa
Wiedergabe/pause
Afspelen/pauzeren
Afspil/pause
Toisto/tauko
Spill/pause
Spela Upp/pausa
Воспроизведение/пауза
播放/暂停
再生 / 一時停止
재생/일시 정지
تشغيل/إيقاف مؤقت

Track Forward

Right Side

Track Forward
Piste Suivante
Adelantar
Brano Successivo
Faixa Seguinte
Nächster Titel
Volgend Nummer
Skift Til Næste Musiknummer
Kelaus Eteenpäin
Nästa Spor
Næsta Lydspór
Переключение На 1 Трек Вперед
下一曲目
次のトラックを再生する
다음 트랙으로
مسار تالي

Track Back

Left Side

Track Back
Piste Précédente
Retroceder
Brano Precedente
Faixa Anterior
Vorangehender Titel
Vorig Nummer
Musiknummer Tilbage
Kelaus Taaksepäin
Forrige Spor
Byta Till Föregående Spår
Переключение На 1 Трек Назад
上一曲目
前のトラックを再生する
이전 트랙으로
مسار سابق

Volume Up

Right Side

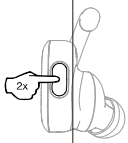

Volume Up
Volume +
Subir Volumen
Aumento Volume
Aumentar O Volume
Lautstärke Erhöhen
Volume Omhoog
Skru Op For Lydstyrken
Äänenvoimakkuuden Lisäys
Volum Opp
Øka Volymen
Увеличение Громкости
音量增大
音量を上げる
볼륨 높이기
رفع مستوى الصوت

Volume Down

Left Side

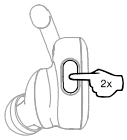

Volume Down
Volume -
Bajar Volumen
Riduzione Volume
Diminuir O Volume
Lautstärke Senken
Volume Omlaag
Skru Ned For Lydstyrken
Äänenvoimakkuuden Vähennys
Volum Ned
Sænke Volymen
Уменьшение Громкости
音量减小
音量を下げる
볼륨 낮추기
خفض مستوى الصوت

Answer/End

Left Side or Right Side

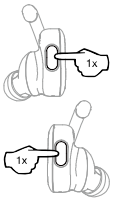

Answer/end
Répondre/fin
Responder/colgar
Risposta/fine
Atender/desligar
Annehmen/beenden
Beantwoorden/beëindigen
Besvar/afslut
Vastaus/lopetus
Svar/avslutt
Svara/lägg På
Ответить/закончить
接听/结束
応答 / 終了
전화 받기/끊기
الرد/إنهاء

Activate Voice Assistant

Left Side or Right Side

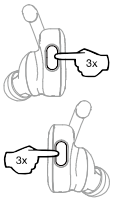

Activate Voice Assistant
Activer l'assistant vocal
Activar el asistente de voz
Attivare assistente vocale
Ativar assistente de voz
Sprachassistenten aktivieren
Stemhulp activeren
Aktiver talestøtte
Aktivoi äänirajain
Aktiver talesassistent
Aktivera röstassistent
Активировать голосовой помощник
激活语音助理
ボイスアシスタントを
アクティベートする
음성 인식 가동하
تنشيط المساعد الصوتي

Clear Paired Device

Left Side and Right Side
"Off Mode

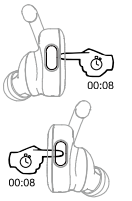

Reset Device
Réinitialiser l'Appareil
Reiniciar el Dispositivo
Ripristina Dispositivo
Reinicie o Dispositivo
Rücksetzeinrichtung
Reset het Apparaat
Nulstil Enhed
Nollaa Laite
Nulstill Enhet
Återställ Enhet
Сброс устройства
重置设备
デバイスをリセット
기기 재설정
إعادة ضبط الجهاز

Questions Visit: www.skullcandy.com
Si vous avez des questions, allez sur : www.skullcandy.com
Si tienes dudas, visita: www.skullcandy.com
Domande Visitare | sito: www.skullcandy.com
Fazer perguntas: www.skullcandy.com
Fragen Besuch: www.skullcandy.com
Voor vragen bezoek: www.skullcandy.com
For spørgsmål se: www.skullcandy.com
Vastauksia Käytyä: www.skullcandy.com
For spørsmål, besøk: www.skullcandy.com
Vid frågor, besök: www.skullcandy.com
Если у вас возникнут вопросы, посетите: www.skullcandy.com
如有问题请访问：www.skullcandy.com
質問がある場合はこちらをご覧ください：www.skullcandy.com
문의는 방문: www.skullcandy.com
www.skullcandy.com: إذا كان لديك أسئلة، تفضل بزيارة

EN Speaker Driver: 6mm. Impedance: 32 Ohms, THD <3%@1KHz. Voltage Regulation: 5V, 500mA. Bluetooth 5.2, Frequency Band: 2402MHz – 2480MHz. Maximum Power: 16dBm. Weight: 62g. **FR** Driver Président: 6mm. Impédance: 32 Ohms, THD <3%@1KHz. Tension: 5V, 500mA. Bluetooth 5.2, Bande de fréquence: 2402MHz – 2480MHz. Puissance Maximum: 16dBm. Poids: 62g. **ES** Controlador (Altavoz): 6mm. Impedancia: 32 Ohms, THD <3%@1KHz. Voltaje: 5V, 500mA. Bluetooth 5.2, Banda de frecuencia: 2402MHz – 2480MHz. Poder Máximo: 10mW. Peso: 62g. **DE** Lautsprecher-Treiber: 6mm. Impedanz: 32 Ohm, THD <3%@1KHz. Spannungsregelung: 5V, 500mA. Bluetooth 5.2, Frequenzband: 2402MHz – 2480MHz. Maximale Performance: -16dBm. Gewicht: 62g. **JP** スピーカードライバー：6ミリメートル、インピーダンス：32オーム、THD <3%@1KHzの。電圧レギュレーション：5V の、500mA。Bluetooth 5.2、周波数帯：2402MHz – 2480MHz。最大パフォーマンス：16dBm。重量：62グラム。**ZH** 扬声器驱动器：6毫米。阻抗：32欧姆、THD <3%@1KHz。电压调节：5V、500mA。蓝牙5.2。频带：2402MHz – 2480MHz。最大功率：16dBm。重量：62克。

EN Skullcandy, and other marks are registered trademarks of Skullcandy Inc. All rights reserved. **FR** Skullcandy, et les autres marques sont des marques déposées de Skullcandy Inc. Tous droits réservés. **ES** Skullcandy, y las demás marcas son marcas registradas de Skullcandy, Inc. Todos los derechos reservados.

EN Maximum operating temperature 45°C.
FR Température maximale de fonctionnement 45°C.
ES Temperatura máxima de funcionamiento 45°C.
DE Maximale Betriebstemperatur 45°C.
JP 最適な動作温度は45°Cです。
ZH 最高工作温度 45°C。

FCC Compliance Statement
This device complies with Part 15 of the FCC Rules. Operation is subject to the following two conditions: (1) this device may not cause harmful interference, and (2) this device must accept any interference received, including interference that may cause undesired operation.

Changes or modifications not expressly approved by the party responsible for compliance could void the user's authority to operate the equipment.

This equipment has been tested and found to comply with the limits for a Class B digital device, pursuant to Part 15 of the FCC Rules. These limits are designed to provide reasonable protection against harmful interference in a residential installation. This equipment generates, uses and can radiate radio frequency energy and, if not installed and used in accordance with the instructions, may cause harmful interference to radio communications. However, there is no guarantee that interference will not occur in a particular installation. If this equipment does cause harmful interference to radio or television reception, which can be determined by turning the equipment off and on, the user is encouraged to try to correct the interference by one or more of the following measures:

L'émetteur/récepteur exempt de licence contenu dans le présent appareil est conforme aux CNR d'Innovation, Sciences et Développement économique Canada applicables aux appareils radio exempts de licence. L'exploitation est autorisée aux deux conditions suivantes :(1)L'appareil ne doit pas produire de brouillage; (2)L'appareil doit accepter tout brouillage radioélectrique subi, même si le brouillage est susceptible d'en compromettre le fonctionnement.

— Reorient or relocate the receiving antenna.
— Increase the separation between the equipment and receiver.
— Connect the equipment into an outlet on a circuit different from that to which the receiver is connected.
— Consult the dealer or an experienced radio/TV technician for help.

ISED Compliance Statement
This device contains licence-exempt transmitter(s)/receiver(s) that comply with Innovation, Science and Economic Development Canada's licence-exempt RSS(s). Operation is subject to the following two conditions: (1)This device may not cause interference.(2)This device must accept any interference, including interference that may cause undesired operation of the device.

ISED SAR Compliance Statement
This equipment complies with ISED radiation exposure limits set forth for an uncontrolled environment. End user must follow the specific operating instructions for satisfying RF exposure compliance. This transmitter must not be co-located or operating in conjunction with any other antenna or transmitter.
The portable device is designed to meet the requirements for exposure to radio waves established by the ISED. These requirements set a SAR limit of 1.6 W/kg averaged over one gram of tissue. The highest SAR value reported under this standard during product certification for use when properly worn on the head.
Cet équipement est conforme aux limites d'exposition aux rayonnements ISED établies pour un environnement non contrôlé. L'utilisateur final doit suivre les instructions spécifiques pour satisfaire les normes. Cet émetteur ne doit pas être co-implanté ou fonctionner en conjonction avec toute autre antenne ou transmetteur.
Le dispositif portatif est conçu pour répondre aux exigences d'exposition aux ondes radio établie par le développement énergétique DURABLE. Ces exigences un SAR limite de 1.6 W/kg en moyenne pour un gramme de tissu. La valeur SAR la plus élevée signalée en vertu de cette norme lors de la certification de produit à utiliser lorsqu'il est correctement porté sur le corps.

Americas
Skullcandy, Inc.
6301 N Landmark Dr.
Park City, UT 84098 U.S.A.
Skullcandy.com

Canada
Skullcandy Canada ULC
329 Railway St, Unit 205
Vancouver, BC, V6A 1A4 Canada
Skullcandy.ca

Europe
Skullcandy Europe BV
Postbus 423
5500AK Veldhoven Nederland
Skullcandy.eu

Mexico
Skullcandy Mexico S de RL de CV
Arbolitos 218
Polanco I Seccion, Miguel Hidalgo
11530, Mexico City, Mexico
Skullcandy.mx

EN Contains Li-ion battery. Battery must be recycled or disposed of properly.
FR Contient une batterie Li-ion. La batterie doit être recyclée ou jeté a correctement.
ES Contiene una batería Li-ion. La batería debe ser reciclada o desechada adecuadamente.

Hardware Version: D (Earbud) / E (Charge case)
Software Version: 4.5.ER07(Earbud) / 1.0.0.6 (Charge case)

R-K-SkuSBPW

018-210081

EN Made in Vietnam.
FR Fabriqué au Vietnam.
ES Hecho en Vietnam.
ZH 越南製造

Push Active
PushXT Active

MODEL: S2BPW
S3BPW
FCC ID: YZ9-S2BPW
IC: 10884A-S2BPW

This equipment complies with FCC radiation exposure limits set forth for an uncontrolled environment. End user must follow the specific operating instructions for satisfying RF exposure compliance. This transmitter must not be co-located or operating in conjunction with any other antenna or transmitter.
The portable device is designed to meet the requirements for exposure to radio waves established by the Federal Communications Commission (USA). These requirements set a SAR limit of 1.6 W/kg averaged over one gram
of tissue. The highest SAR value reported under this standard during product certification for use when properly worn on the head.
CAUTION
Risk of explosion if the battery is replaced by an incorrect type
disposal of a battery into fire or a hot oven, or mechanically
crushing or cutting of a battery, that can result in an explosion;
leaving a battery in an extremely high temperature surrounding
environment that can result in an explosion or the leakage of flammable
liquid or gas.a battery subjected to extremely low air pressure
that may result in an explosion or the leakage of flammable liquid or gas.

This equipment complies with Directive 2014/53/EU radiation exposure limits set forth for an uncontrolled environment. End user must follow the specific operating instructions for satisfying RF exposure compliance. This transmitter must not be co-located or operating in conjunction with any other antenna or transmitter.
The portable device is designed to meet the requirements for exposure to radio waves established by European
Union market(France). These requirements set a SAR limit of 2W/kg averaged over one gram of tissue. The highest SAR value 0.07W/kg reported under this standard during product certification for use when properly worn on the head.

DVT
SAMPLE