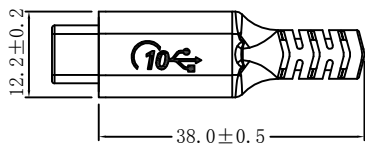


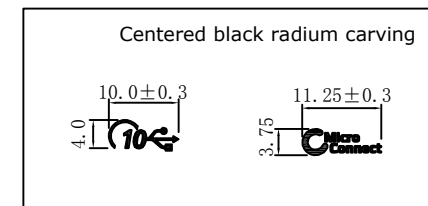
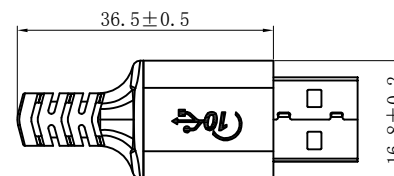
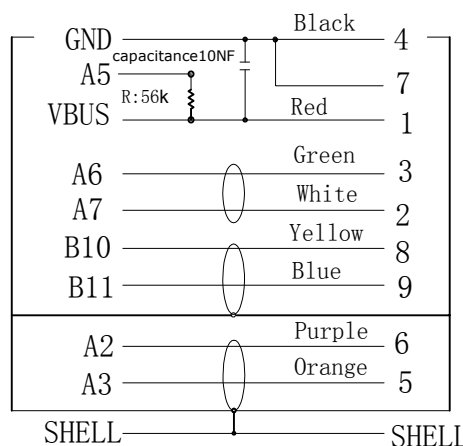
P1

P2



P1

P2



Test Standard:

- A、DC 300V
- B、Insulation Resistance 10MΩ
- C、Impedance of conduction 5Ω
- D、100% break, short circuit test
- E、Data transmission speed MAX 10Gbps, Current MAX 3A 60W, voltage drop MAX 0.75V

Part No.	Length of finished product(L)	Length of cut cable	Length of jacket removed	Cut the mylar
USB3. 2AC05	500±20	500±5	15±1	4-5
USB3. 2AC1	1000±30	1000±5	15±1	4-5
USB3. 2AC15	1500±30	1500±5	15±1	4-5
USB3. 2AC2	2000±40	2000±5	15±1	4-5

Item	Part No.	Material	Unit	Dosage
8	5.09.02-1	PVC N18P Black 45P	g	12
7	5.09.01-0	Low density PE inner mold material	g	8
6	5.10.02.174	USB3.0AM gray aluminum shell 18.5*17*8mm without highlight	pcs	1
5	5.10.02.143	TYPE CM gray aluminum shell 19*12.2*6.35mm without highlight	pcs	1
4	5.03.001.032	USB 3.0 AM three-wire, blue insulation, iron-nickel	pcs	1
3	5.08.122	3.1M Cable [3.0Verison] 31302# 22#+30#	pcs	1
2	6.13.151	USB TYPE CM With PCB 3.0V Pearl Nickel 10NF+56K	pcs	1
1	5.01.02.092	(7/0.10T*1P+D+AL+MY)*2C+7/0.10T*1P+43/0.10T*2C+F+ADB16/3/0.10T OD:4.5±0.2 mm	mm	500

MANUFACTURE		UNITS		mm		DRAWING		CUSTOMER PART NO.																	
										SCALE		1:1		CHKD		DWG NO.		USB A To USB-C 10G cable							
TOLERANCE UNLESS OTHERWISE		X.		±0.50		X°		±5°		DATE		2022.12.20		APPD		Emil Olsen		PRODUCT NO.							
		.X		±0.30		.X°		±2°																	
		.XX		±0.10		.XX°		±1°		VIEW		Φ		VER		AO		MODEL		USB3. 2ACxx		SHEET		1/1	
		.XXX		±0.05		.XXX°		±0.5°																	

